

RAPIDOOR

RD2200 FREEZER



- Innovative dual curtain technology simultaneous opens and closes operation with blower / dryer.
- Dual curtain with a blower / dryer aids in isolating the freezer area from other areas reducing convection.
- Suitable for operating temperature of - 35°C up to 30°C.
- The Rapidoor® RD-2200 IS self repairing, the door curtain resets into the guide if impact from an accident occurs.
- The Rapidoor® RD-2200 High-Speed Roll-Fast Door is a Heavy-Duty door with a PVC sheet and reinforced vinyl.
- Self repairing curtain for minor accidents.
- No rigid elements within the curtain preventing any accidental damage during operation.

COLOURS AVAILABLE



DOORS THAT LEAD TO THE FUTURE

☎ 1300 36 46 16

✉ info@austcoldindustries.com.au

📍 27 Central Park Drive, Yandina QLD 4561

🌐 www.austcoldindustries.com.au

Version 1.1

RAPIDDOOR

RD2200 FREEZER



SPECIFICATIONS

APPLICATION: Internal

MAX WIDTH: 4500mm

MAX HEIGHT: 5000mm

CURTAIN: Full transparent PVC sheet reinforced vinyl that is 1.5mm thick approx

BOTTOM EDGE: Gravity

POWER SUPPLY: Single phase 10 amp

OPENING SPEED: Up to 2500mm per/sec

DOOR FINISH: Galvanised Steel 201

MOTOR: Motor power 0.75kw - 3.8kw. The motor can be on the left or right hand side

SAFETY DEVICE: Photo Electric Beam or Photo Electric Light Curtain

WIND RESISTANCE: Class 6 - 10 Beaufort scale (subject to door size)

WORKING TEMPERATURE: - 35°C to 30°C

WARRANTY: 2 years (subject to scheduled maintenance)

CONTROL BOX: IP65 Box with inverter. Powder Coated or Stainless Steel with Digital Display

FEATURES

LOW MAINTENANCE: High quality components and robust design.

ADVANCED DIGITAL CONTROL

OPTIONS: Capable of interlocking with other doors, traffic lights etc with relays that can be programmed to switch in twenty two states of the door.

AUTO REVERSING: Equipped with a safety circuit that will activate the door to automatically reverse when activated.

ERROR LOGGING: For efficient fault finding and maintenance checking etc.

CUSTOMISING: The doors and their control features can be tailored to suit the specific needs of the client.

OPTIONAL

PELMET COVER: Galvanised Steel 201

DOOR FINISH: Stainless Steel 304

PHOTO ELECTRIC CURTAIN:

Provides a series of Photo Electric Beams 20mm apart from ground level to 900mm High.

AUTOMATION:

- Radio Remote Control
- Induction Loops (Vehicle Detection)
- Motion Sensors
- Touchless Entry Button

DOORS THAT LEAD TO THE FUTURE

☎ 1300 36 46 16

✉ info@austcoldindustries.com.au

📍 27 Central Park Drive, Yandina QLD 4561

🌐 www.austcoldindustries.com.au

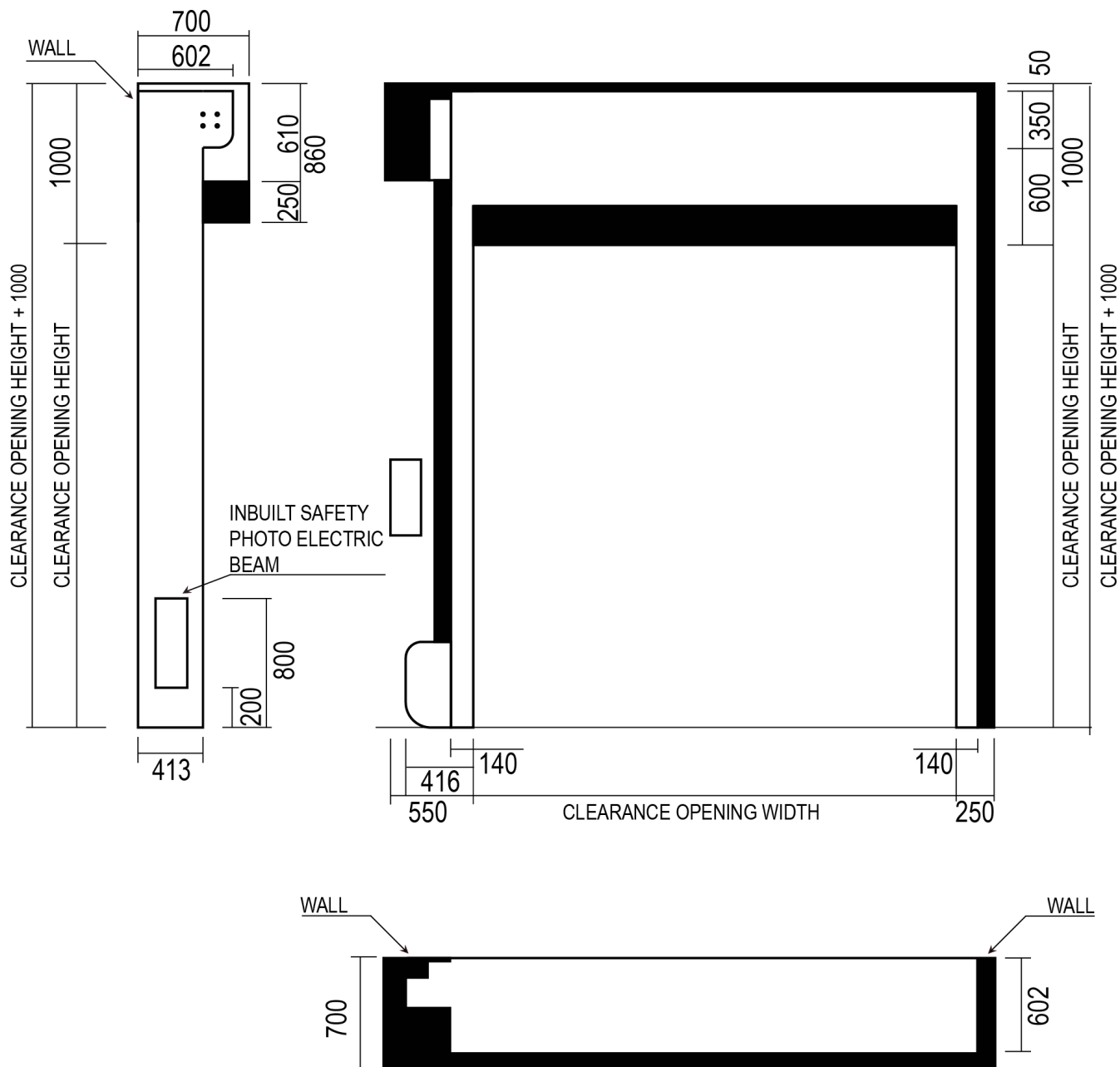
Version 1.1

2



RAPIDDOOR

RD2200 FREEZER



RAPIDDOOR

RD2200 FREEZER



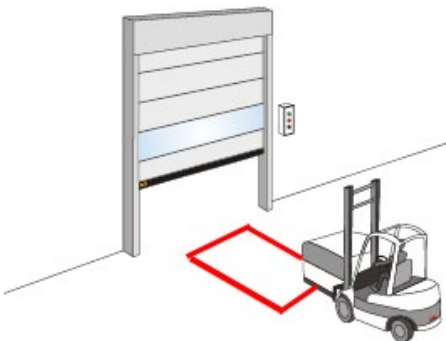
AUTOMATION

High-Speed door accessories are instrumental components that play a vital role in the optimal functioning of various industrial and commercial environments. These accessories serve to enhance the performance, safety, and automation of high-speed doors, catering to the specific needs of the traffic. Careful consideration needs to be taken when adopting automation controls to ensure the doors function to meet the clients needs.



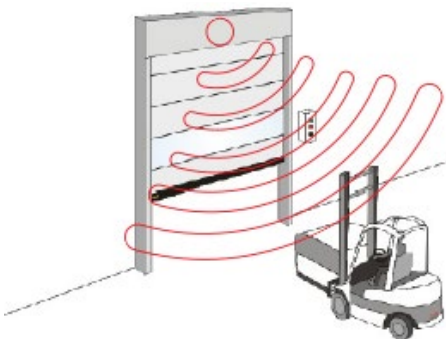
RADIO REMOTE CONTROL

Radio Transmitter offers a cost effective solution to automation.



INDUCTION LOOP

An induction loop cable is laid in cuts in the concrete floor providing metal detection for motorized traffic and only reacts to metal objects. This allows foot traffic to move freely without triggering the door to open.



MOTION SENSORS

Advanced Motion sensor technology only detects movement approaching the door, ignoring cross traffic etc.



DOORS THAT LEAD TO THE FUTURE

☎ 1300 36 46 16

✉ info@austcoldindustries.com.au

📍 27 Central Park Drive, Yandina QLD 4561

🖱 www.austcoldindustries.com.au

Version 1.1

RAPIDDOOR

RD2200 FREEZER



SAFETY DEVICES

High-speed door safety devices play a vital role in protecting the door and personnel. These devices also enhance the performance, and automation of high-speed doors, catering to the specific needs of diverse applications.

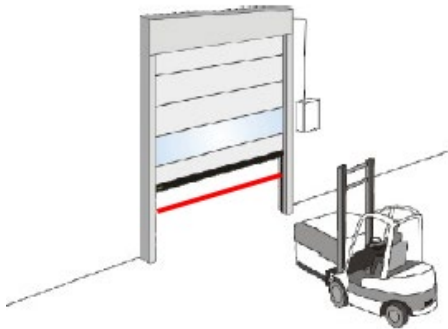


PHOTO ELECTRIC BEAM

The photo electric beam provides constant monitoring of the doorway. When the beam is **broken** the door will reverse to the open position or reset the automatic closing timer.

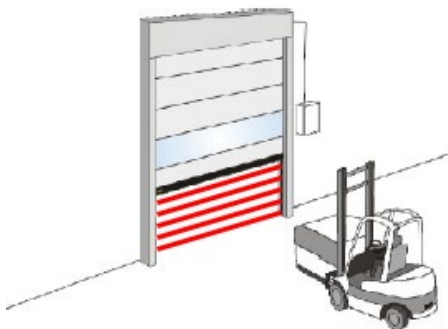
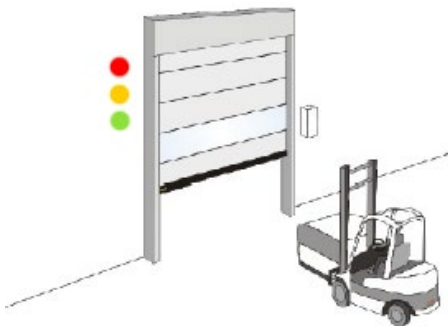


PHOTO ELECTRIC CURTAIN

In addition to the photo electric beam functionality, the photo electric curtain has **multiple beams** which can detect fork lift tines or objects that may not break a single photo beam.



TRAFFIC AND STATUS LIGHTS

Lights can be installed that visually signifies the door operation or state. Traffic Lights can be a simple flashing warning light when closing or provide more complex functionality.



DOORS THAT LEAD TO THE FUTURE

☎ 1300 36 46 16

✉ info@austcoldindustries.com.au

📍 27 Central Park Drive, Yandina QLD 4561

🖱 www.austcoldindustries.com.au

Version 1.1

5